

KLÖBER



Wakaflex

The trusted **flashing**
solution for
watertight roofs

The smart alternative to metal and lead

Because of its unique product composition, Wakaflex combines a lead-like performance and appearance with added flexibility, making it a smarter alternative to lead and metal flashings.

Its unique self-welding technology means specialist tools or training are not required, making Wakaflex a cost-effective solution for the majority of pitched roof applications.



The benefits of Wakaflex

Watertight connection

- ✓ Unique self-welding technology provides a impenetrable connection on overlaps.

Ideal for all areas

- ✓ Flexible and tear-resistant due to its integrated aluminium grid making it extremely versatile.

Easy to apply

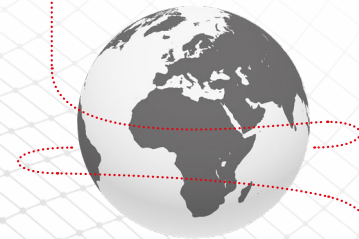
- ✓ Its butyl strips make it easy to position and apply, whilst providing a secure connection.

Long lasting roofs

- ✓ Its high UV-resistance means it continues to perform for decades and supports the overall longevity of the roof.

Wakaflex is also backed up by a 20-year product guarantee.

Since launching over 25 years ago **60 Million metres** of Wakaflex has been installed worldwide



enough to wrap around the equator **1.5 times**



Unique product composition

Wakaflex is a high quality, 4-layer flashing made up of a flexible PIB (Polyisobutylene), reinforced with an aluminium mesh.

While it is extremely strong and tear-resistant, due to its unique product composition, it is also lightweight and can easily be cut to any length.


Because it can be stretched up to 50% in length and 15% in width it is also ideal for use on detailed, complex areas.

LAYER 1
PIB Foil

LAYER 2
Aluminium Grid

LAYER 3
PIB Foil

LAYER 4
PIB Glue



Smooth appearance

- Less likely to retain dirt particles making it easier to maintain.

High stretchability

- Perfect for complex areas as it can be stretched in both directions.

Butyl strips

- Provides a secure connection and prevents wind uplift.

Release foil

- Perforated so you can install it with ease at your own pace.



Scan the QR code to learn more about Wakaflex at:
www.klober.co.uk

Wakaflex can stand the test of time

Ongoing testing at our Technical Centre ensures Wakaflex continues to outperform time and time again.



In a recent 30-year ageing simulation the performance of Wakaflex was tested against its key competitors.


The testing included:

- Long exposure to sunlight
- Performance in rain and extreme weather conditions
- Overall appearance and product integrity

The Result:
Wakaflex is the most durable flashing product



COMPETITOR ANALYSIS



COMPETITOR A
A two-layer product, where the top foil has been penetrated, exposing the grid.



COMPETITOR B
A two-layer product with serious damage, where the product has broken down.

What makes Wakaflex outperform the rest?

Unique self-welding technology means it never separates, and provides an immediate, watertight seal.

Polyisobutylene (PIB)

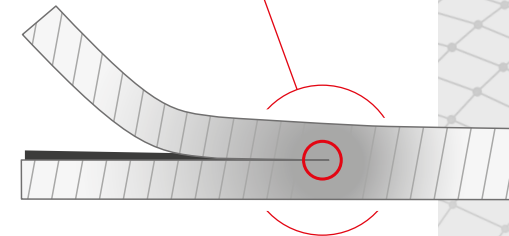

These special properties give outstanding stability, strength, durability and tolerance. The superior quality of this layer's composition ensures high levels of performance.

Butyl strips

Instead of a messy, continuous butyl backing, two butyl strips provide an easy to apply and secure application.

Learn more

Find out about Wakaflex's features, benefits and installation techniques by accessing Klober's **Training Zone**, see back page or visit klober.co.uk/trainingzone



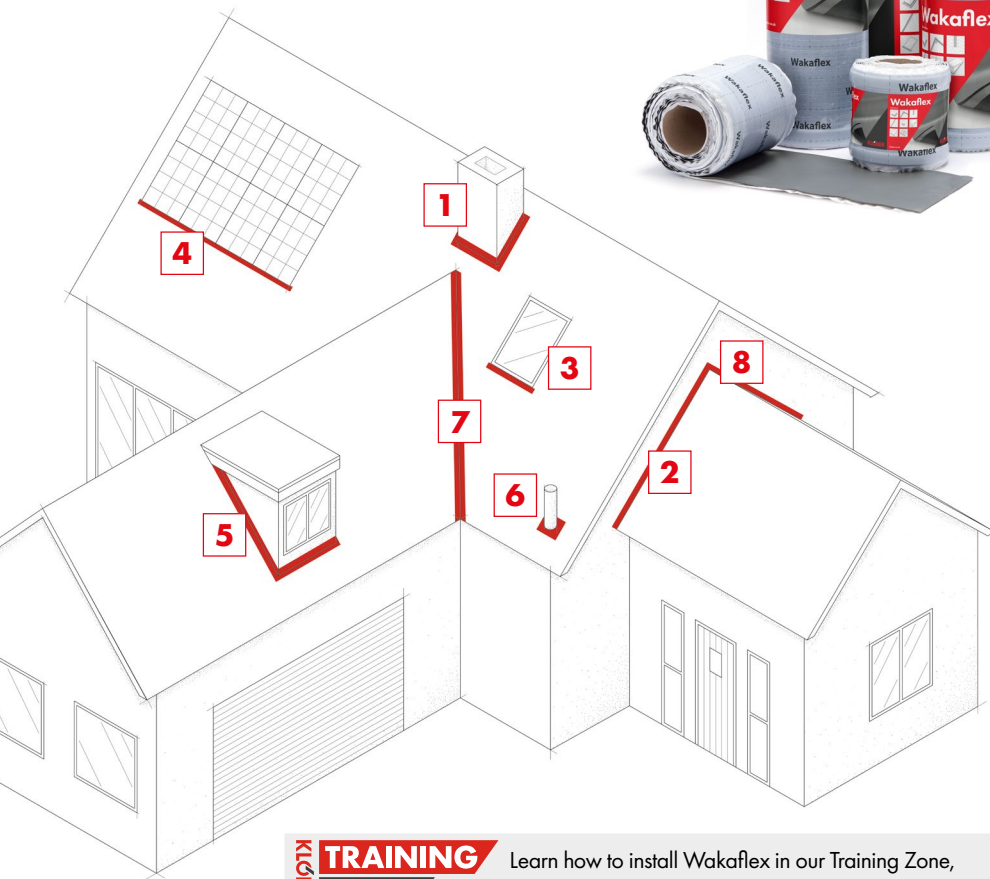
COMPETITOR ANALYSIS



Competitor products using a full butyl connection instead of self-welding, can more easily fail, as seen here.

There's a place for Wakaflex on every roof

As well as traditional clay and concrete tiled roofs, Wakaflex can be applied to metal roofs. It's also well suited to a variety of pitched roofing applications for new build, repairs and refurbishment projects.



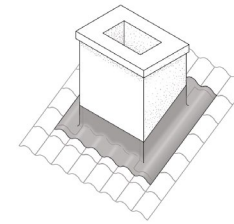
KLOBER TRAINING ZONE

Learn how to install Wakaflex in our Training Zone, see back page or visit: klober.co.uk/trainingzone

Application Areas

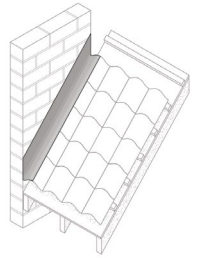
1. Chimneys

Provides a watertight seal between the chimney and connecting roof tiles.



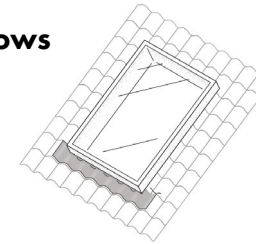
2. Roof to Wall

Provides a watertight solution between roof and wall such as found on an extension.



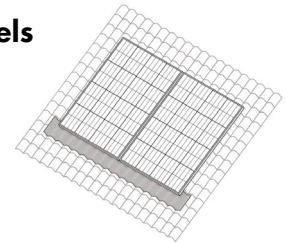
3. Roof Windows

Gives a waterproof connection between window and tiled roof.



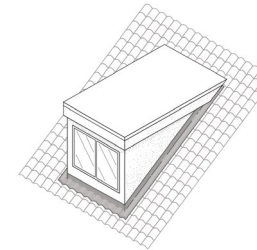
4. Solar Panels

Gives a watertight solution for in-roof solar panel systems.



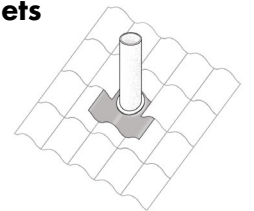
5. Dormers

Gives a waterproof connection between dormer and tiled roof.



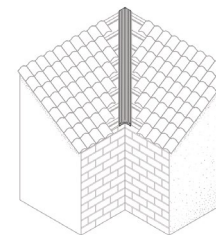
6. Pipes & Outlets

Can be secured with Wakaflex. And our specially designed Uni Outlet is also available



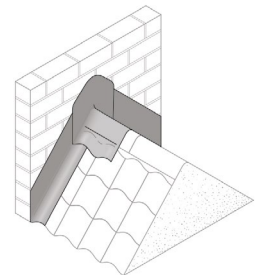
7. Valleys

Protects the edge of the valley, where two roofs meet to direct rainwater away from the roof.



8. Saddles

Designed to help weatherproof vulnerable sections of the roof.



Always seek professional guidance. Wakaflex should be installed in accordance with the relevant parts of BS5534:2014 and BS8000-6:2023.

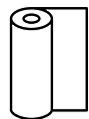
Roll Sizes



(W) **140mm***
(L) **5m**



(W) **180mm***
(L) **5m**



(W) **280mm**
(L) **5m**
10m*



(W) **370mm**
(L) **5m**



(W) **560mm**
(L) **5m**

* only available in Lead Grey

Roll Colours

Available in 2 colours



Lead Grey



Anthracite

Product code	Width mm	Length m	Colour	Box qty.
PWF140GR	140	5	Lead Grey	2
PWF180GR	180		Lead Grey	4
PWF280AN	280		Anthracite	
PWF280GR		10	Lead Grey	2
PWF280GR-10	370		5	Lead Grey
PWF370AN		Anthracite		
PWF370GR		Lead Grey		
PWF560AN	560	5	Anthracite	2
PWF560GR			Lead Grey	

Accessories



Uni Outlet

Ideal for sealing outlets and pipes on roofs and designed to fit a wide range of sizes.



Flashing M Glue

Ideal solution for installing flashing to damp surfaces.



Flashing Sealant

General sealant specially formulated to work with Wakaflex. Ideal for sealing chased brickwork joints.



Flashing Roller

Ensures effective contact between flashing and roof to provide a neat finish.

Technical information

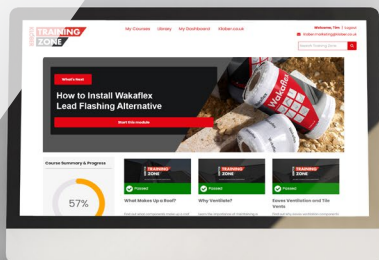
Material	Polyisobutylene (PIB) with aluminium mesh and butyl-adhesive tape		
Characteristics	Value of Statement	Units	Test Method (in accordance with)
Effective thickness (without Release foil)	1.9	mm	EN1849-2
Mass per unit area	3200	g/m ²	EN1849-2
Type of overlap (Wakaflex - Wakaflex)	Self-welding	-	-
Reaction to fire	Class E	-	EN13501-1
Peel resistance of overlap	≥ 1.5	N/mm	EN12316-2
Shear resistance of overlap	380	N/50 mm	EN 12317-2
Tensile strength longitudinal	≥2,0	N/mm ²	EN 12311-2 (B)
Tensile strength transverse	≥ 2,5	N/mm ²	EN 12311-2 (B)
Elongation longitudinal	50	%	EN 12311-2 (B)
Elongation transverse	15	%	EN 12311-2 (B)
Resistance to artificial ageing to UV radiation and water*	> 30 years for central europe	a	ASTM G 154
Frost resistance of material composite and overlap continuous freeze thaw cycling	No damages, material and overlap watertight	visual	BS:EN 491:2011
Temperature Resistance	-30/+80	°C	-
Installation Temperature Range	+5/+40	°C	-
Resistance to various metals: Copper, lead, zinc, stainless steel, steel, aluminum	Resistant	-	-
Resistance to bitumen	Avoid direct connection or drainage from bitumen roofs, use separating layer	-	-

All specifications are approximate values that are subject to product and application-specific manufacturing tolerances and do not represent guaranteed characteristics but descriptions of the products.

*This information is based on our many years of product experience and our current state of knowledge and can be confirmed in accordance with ASTM.

For further information please see the datasheet & installation guidelines.

KLOBER TRAINING ZONE




Watch on-demand **video training** and other useful resources on:

- ✓ **How to Install Wakaflex Lead Flashing Alternative**
- ✓ **Lead Flashing Alternatives: Comparison Chart**



Request access today:
klober.co.uk/trainingzone

KLOBER

 **Customer Services: 01332 813 050**
Technical Team: 03306 780 088

 **info@klober.co.uk**

 **KLOBER.CO.UK**    

Klober, Unit 6F, East Midlands Distribution Centre, Short Lane,
Castle Donington, Derbyshire, DE74 2HA. UK

All descriptions of the goods in brochures, sales materials and the like are merely indicative of the nature of the goods. We reserve the right to alter the appearance or functionality of the materials or components of the goods provided at any time. Any advice or suggestions made by us or on our behalf whether in brochures, technical literature or in response to a specific query as to the usability or suitability of the goods for a specific purpose is given in good faith on a goodwill basis only and on the basis of any information supplied by you. However, it remains your ultimate responsibility to ensure (by trial use or processing if necessary) that the goods will be suitable in all respects. The information contained within this publication is believed to be correct at the time of design. No responsibility can be accepted for printing errors. 04/24.